

THE 2020 CAMP GREYSTONE PARENT HANDBOOK



2020 DATES:

Junior: Sat. May 23 - Fri. May 29
June: Mon. June 1 - Fri. June 19
Main: Mon. June 22 - Thurs. July 23
August: Mon. July 27 - Fri. August 7

ONLINE FORMS AVAILABLE NOW! DUE MAY 1.

It's time to complete your Online Forms! On your computer, log in to your account from our homepage www.campgreystone.com.

Click "My Account" in the top left corner. Forms due May 1, 2020.

≡ GREYSTONE DIRECTORY ≡

Jimboy and Margaret Miller

Directors/Owners

jimboy@campgreystone.com

margaret@campgreystone.com

Katie Miller Grant

Junior Camp Director

Greystone Store Manager

katie@campgreystone.com

Laura Hollowell

June, Main, & August Director

laura@campgreystone.com

Elizabeth Vandenbark

Junior Camp Program Director

elizabeth@campgreystone.com

Ellen-Anne Skelton

Program Director

ea@campgreystone.com

Alli Kilby

Junior Assistant Director

alli@campgreystone.com

Sarah Brown

Events & Outreach Director

sarah@campgreystone.com

Smith Houts

Junior Assistant Director

smith@campgreystone.com

Catherine Elbaum

Head Counselor

cat@campgreystone.com

Caroline Giraud

Projects & Engagement Director

caroline@campgreystone.com

*camp
greystone*

21 Camp Greystone Lane
Zirconia, NC 28790

Office: 828.693.3182

Fax: 828.693.1562

Health Hut: 828.693.9841

www.campgreystone.com

TABLE OF CONTENTS

HONOR CODE pg. 2

BEFORE CAMP

Cabin Assignments: pg. 3
Bunks & Decorating: pg. 4
Packing for Camp: pg. 6
Packing Lists: pgs. 8-9
Junior Scheduling: pg. 10
Riding & Rafting: pgs. 10-12
Penpals: pg. 13
Five Year: pg. 13
Table Girls: pg. 14
Camper Info Form: pg. 14
Preparing for Camp: pg. 14
Camper Conduct: pg. 15

HEALTH AND SAFETY

Health and Safety: pg. 16
Medications: pg. 17
Health Care: pg. 18

OPENING DAY

Opening Day Details: pg. 19
Airplane Arrival: pg. 20
Unaccompanied Minor: pg. 21
Shipping Luggage: pg. 22
Opening Afternoon: pgs. 22-23

DURING CAMP

Birthdays: pg. 24
Letters: pg. 24
Package-Free: pg. 25
Scanned Letters: pg. 26
Emails: pg. 26
Photos: pg. 27
Videos: pg. 28
Livestream: pg. 28
Remind Texting: pg. 29
Laundry: pg. 29
The Greystone Store: pg. 30
Personal Allowance: pg. 31
Visitor-Free: pg. 32
Food and Allergies: pg. 32

CLOSING DAY

Closing Day Details: pg. 34
Airplane Departure: pg. 35
Shipping Luggage: pg. 35

AFTER CAMP

Early Bird: pg. 36

CAMP RESOURCES pg. 37

WHAT'S NEW IN 2020

Honor Code: pg. 2 (Introducing Greystone's new Honor Code!)

Sheet Change: pg. 4 (Campers need to bring TWO sets of twin sheets.)

Decorations: pg. 5 (Only approved decorations will be left hanging.)

Mail Bin Locations: pg. 24 (Opening Day mail drop now in two locations.)

Scanned Letters Home Weekly: pg. 26 (Now scanning letters weekly to parents!)

Emails Delivered Every Day: pg. 26 (Emails now on Sundays too!)

Livestream and Recorded Videos: pg. 28 (Read about changes to events.)

Bedding Bundles: pg. 31 (The Store is now selling Bedding Bundles.)

Packing for Closing Day: pg. 34 (Help us and your daughter pack for Closing Day.)

Early Bird: pg. 36 (Registration for the 2021 season will stay open for 2 weeks.)

WELCOME TO GREYSTONE!

We are so excited to welcome your daughter to Greystone soon! We hope this Parent Handbook will serve as a guide to help prepare you and your daughter for a summer of fun. Have questions or need some help?

Please feel free to contact us.



HONOR CODE

New this year! This summer, we're excited to introduce an Honor Code to our campers that will be woven into all parts of camp life. We'll talk about the different aspects of the code as a whole, and in cabin groups, looking at how to live it out in age-specific ways. While no one will be able to live it out perfectly, the Honor Code gives us a standard to strive for as we all grow and show grace to each other.

Greystone's Honor Code: "I commit to showing kindness, seeing the good, and taking ownership of what I do. This is how I will have fun, make friends, and glorify God both in this place and in the world."

While we have been encouraging these characteristics in camp for many years, we are excited to officially adopt these into an Honor Code this summer. We want our Greystone community to be one of positivity and support where girls gain confidence and feel safe. This Honor Code will help all campers have the tools needed to have their very best summer!

BEFORE CAMP

CABIN ASSIGNMENTS

Being in a cabin with other campers is one of the BEST parts of camp. We want your daughter to love her cabin, her cabinmates, and her counselor, and we work hard to make each cabin the perfect balance of campers and personalities.

We encourage all campers to attend Greystone without concern for cabin requests, but **we will make every effort to place your daughter with ONE special requested friend IF that friend also requests her.** You may enter up to 2 requests for us to consider (such as a hometown friend and a camp friend, a hometown friend and your Penpal, or even 2 camp friends). Being with a camp friend or Penpal is truly the best! We do not accept requests for bunk assignments (top or bottom bunk).

Please communicate clearly with your requested friend before camp. **If you do not think it is best to be with a camper who is requesting your daughter, be honest with the parents involved.** These difficult conversations are easier to have before camp and prevent so much upset on Opening Day. We do not keep cabin requests confidential.

We will place girls in a cabin with other campers in their same grade. If space requires us to have a cabin with mixed grades, we will consider double requests from girls who are one grade apart. If your girls are twins, please let us know if they are requesting to be together. If you have questions about cabin requests, please contact:

Junior: Katie Grant, katie@campgreystone.com

June, Main and, August: Laura Hollowell, laura@campgreystone.com

If you would like to request someone, please fill out the Cabin Request Form before the May 1st deadline. **Please do not assume that we know your request already;** fill out your Cabin Request Form so your requests are very clear! Feel free to not request anyone; meeting new people is the best part of camp! You will find out your daughter's cabin assignment when she arrives on Opening Day. We do not give out cabin building or cabinmate details prior to arrival.

BUNKS AND DECORATING

Campers love living in their camp home away from home. Girls will set up their bunks on Opening Day, and we hope your daughter will enjoy making her space feel like her own.

Camp Bedding: New this year! Greystone will provide one jersey-style blanket for all campers, and **we now ask that each camper bring TWO twin-size sheet sets for her bed.** We will no longer provide camp sheets on Opening Day. We recommend that you pack a comforter or warm blanket for cold nights, and all campers need to bring a pillow and pillowcases. Camp mattresses are slightly narrower than a normal twin, but regular twin-sized sheets fit the beds best.

Egg Crates and Mattress Pads: Many campers enjoy extra padding for their mattress. If you bring an egg crate, **you MUST take it home with you on Closing Day.** For easier packing, we recommend bringing a thick mattress pad instead of an egg crate. You can purchase these online (see example: <https://amzn.to/2WsNwU8>). The Greystone Store is also providing sheet sets, mattress pads, pillowcases, and fans that can be pre-ordered and delivered to your cabin on Opening Day or shipped to you prior to camp (see pg. 31). All camp mattresses are waterproof.



Bunks: In order to comply with health regulations, all camp bunkbeds are set up Head-to-Toe, meaning that campers on the top bunk cannot have their heads facing the same direction as campers on the bottom bunk. Beds will be labeled for you on Opening Day so that you know which end of your bunk needs to be the Head and which needs to be the Toe.

Bunk Assignments: Assigning bunks takes the stress out of Opening Day! We will assign bunks for 3rd - 7th graders at Main Camp, as well as ALL campers at our Junior, June, and August Camps this summer. Your daughter will love finding her bunk assignment when she arrives in her cabin on Opening Day! We cannot accommodate bunk requests, and your daughter may not switch bunks. At Main Camp, campers in 8th - 11th grades will choose their bunk when they arrive at their cabin; they may not save bunks for friends.



Bunk Decorations: Change this year!

Over the years, bunk decorations have continued to multiply and overwhelm the cabin space. In an effort to make it easier and to keep the simple nature of the camp experience, we ask that your daughter only bring bedding items and photos to decorate her bunk. **If you bring other decorating items outside of these approved decorations listed below, we will take them down after you leave on Opening Day and put them back in your daughter's trunk.** No camper wants to figure out how to redecorate her space! Please help us by only sending approved decorations.

Approved Decorations:

Bedding, blankets, sheets, pillows, and stuffed animals
Pictures: individual or on a poster board or small bulletin board

Decorations To Not Bring:

Decorative elements like personalized signs or letters
Plug-in or battery-operated string lights
Garland of any kind, including pom-poms
Hanging poof balls or paper items
Any non-photo item to hang

PACKING FOR CAMP

Every camper loves packing for camp! Below you'll find details about packing in general. Session specific packing lists are on the next page.

Odds and Evens gear: Campers will be placed on a team based on their cabin number. This team changes every year, and your daughter will not know her team until Opening Day. Girls love dressing up for team events, so please pack some Green items and Gold (yellow) items for her to wear. You also have the option of purchasing an Odd or Even t-shirt, as well as other dress-up items, through The Store on Opening Day once you know your daughter's team. Camp will also have free Odd and Even dress-up items available for campers if your daughter needs something to wear. We will have these items available before our team events.



Overnights: All June and Main campers will need a sleeping bag for their cabin overnight. Junior and August Campers do not need a sleeping bag.



Events for All Sessions: For all of our sessions, we recommend packing: fun dress up clothes or costumes (such as old Halloween costumes, fun dresses, Hawaiian style shirts, animal costumes or shirts, etc.), green and gold clothing items (team events), and clothes that can get dirty and messy. Also, please check our Summer Sparks magazine for any last-minute event specific packing suggestions.

Main Camp only: For special events at Main Camp, please pack 4th of July colors (Carnival) and hillbilly overalls, straw hat, or redneck shirts (Corn Roast).

Modesty: When packing, please keep in mind that we want all campers to wear modest clothing while at camp. Swimsuits need to be one-piece, modest, and must fully cover the body (no cut-outs or skimpy bottoms).

All shorts need to have a recognizable inseam and all low-cut tank tops need to be worn with a more modest tank top underneath.

Labeling Possessions: Go home with your items by labeling your daughter's possessions! Please label everything you send to camp. Write your daughter's first initial and last name in everything, including all clothing, cameras, shoes, socks, underwear, sheets, etc. Don't forget to label her Bible! Order labeling stickers from Oliver's Labels (see pg. 37 for details) to make the labeling process easier than ever.



Unpacking your things: Your daughter will have a large wooden drawer under her bunk where she can keep her clothes. These drawers are 32 x 32 x 9.5 inches.

Restricted Items: In order to focus on the relational aspect of camp and to provide a safe and wholesome camp environment, please do not bring electronic items (cell phones, iPods, DVD players, Wi-Fi Devices, e-readers, iPads, smart watches, etc.), extension cords, plug-in and battery-operated string lights, hammocks, slime, offensive or suggestive clothing with inappropriate graphics or themes, or valuables (including irreplaceable or expensive clothing or sports gear, and/or money). If brought to camp, these items will be placed in our safe on Opening Day. Digital cameras without Internet capabilities are allowed. Food and gum are not allowed and will be collected on Opening Day and donated to our local homeless shelter.

Prohibited Items: Campers are not allowed to bring alcohol, drugs, tobacco or nicotine products (including e-cigarettes, vaping products, JUULs, smoking, or vaping paraphernalia and devices), lighters or matches, weapons, explosives, fireworks, or pets. Bringing any of these items to camp will result in dismissal, and no tuition refund will be provided.

PACKING LIST: JUNIOR

Everyday clothing:

- ☐ 10 sport shirts
- ☐ 8 pairs of shorts
- ☐ 12 pairs of socks and underwear
- ☐ 4 nightgowns or pajamas

Water activities:

- ☐ 2 one-piece swimsuits (no tankini)
- ☐ 2 beach towels

Everyday necessities:

- ☐ 1 water bottle
- ☐ Sunscreen and bug repellent
- ☐ Backpack or tote bag

Shoes:

- ☐ 1-2 pairs of tennis shoes
- ☐ 1 pair of water sandals/shoes (shoes that can get wet)
- ☐ 1 pair of rainboots

Bath and Toiletries:

- ☐ 4 bath towels and wash cloths
- ☐ Shower items and toiletries in a plastic bucket

Bedding:

- ☐ 1 pillow
- ☐ 1 pillowcase
- ☐ 2 sets of twin sheets
- ☐ Warm blanket for bed
- ☐ Stuffed animal

Outerwear and warm clothing:

- ☐ 1 raincoat
- ☐ 2 light jackets or sweatshirts
- ☐ 2 long-sleeved shirts
- ☐ 3 pairs of pants

Tradition and Event clothing:

- ☐ 1 pair of white shorts and 1 white shirt
- ☐ Dress-up costumes (for cabin skits)
- ☐ 1 Green and 1 Gold outfit (see pg. 6 for more details)

Cabin and bunk:

- ☐ 1 laundry bag
- ☐ 1 flashlight
- ☐ Pre-addressed letters & stamped envelopes
- ☐ 1 Bible
- ☐ Simple items for bunk (see pg. 5 for details)
- ☐ Fan (battery-operated or small plug-in fan)
- ☐ Rest Hour activities (letter writing supplies, book, noise-free activity or craft kits, etc.)

Optional items:

- ☐ Crazy Creek chair
- ☐ Tennis racket
- ☐ Riding: 1 pair of jeans, closed-toed shoes
- ☐ Flying home? An extra bag to pack items

PACKING LIST: JUNE, MAIN, AUGUST

Everyday clothing:

- ☐ 10 sport shirts
- ☐ 10 pairs of shorts
- ☐ 12-14 pairs of socks
- ☐ 12-14 pairs of underwear
- ☐ 5 nightgowns or pajamas

Water activities:

- ☐ 4 modest, one-piece swimsuits (no tankini)
- ☐ 3 beach towels

Everyday necessities:

- ☐ 1 water bottle
- ☐ Sunscreen and bug repellent
- ☐ Backpack or tote bag

Shoes:

- ☐ 1-2 pairs of tennis shoes
- ☐ 1 pair of water sandals/shoes (shoes that can get wet)
- ☐ 1 pair of rainboots

Outerwear and warm clothing:

- ☐ 1 raincoat
- ☐ 2 light jackets or sweatshirts
- ☐ 2 long-sleeved shirts
- ☐ 3 pairs of sweatpants
- ☐ 1-2 pairs of jeans or long pants

Tradition & Event items:

- ☐ 3 pairs of solid white shorts and shirts
- ☐ 1-3 simple dresses or skirts for Sunday morning (doesn't have to be white; bring hangers to hang)
- ☐ Dress-up costumes
- ☐ 1 Green and 1 Gold outfit (see pg. 6 for details)
- ☐ 1 sleeping bag for Overnight (June and Main only)
- ☐ 1 white dress for 5 Year Ceremony (see pg. 13)

Bath and Toiletries:

- ☐ 4 bath towels and wash cloths
- ☐ Shower items and toiletries in a plastic bucket

Bedding:

- ☐ 1 pillow
- ☐ 2 pillowcases
- ☐ 2 sets of twin sheets
- ☐ Warm blanket for bed
- ☐ Stuffed animal

Cabin and bunk:

- ☐ 1 laundry bag
- ☐ 1 flashlight
- ☐ 1 box of stationery
- ☐ 1 Ziplock bag for envelopes
- ☐ 1 Bible (All campers will receive a Bible, if they haven't received one yet. Bring your Greystone Bible if you did already receive it!)
- ☐ Simple items for bunk (see pg. 5)
- ☐ Fan (battery-operated or small plug-in fan)
- ☐ Rest Hour activities (letter writing supplies, book, noise-free activity or craft kits, etc.)

Optional items:

- ☐ Crazy Creek chair
- ☐ Hat
- ☐ Book donation for camp library
- ☐ Music or other instrument, if trying out for the Talent Show
- ☐ Goggles
- ☐ Camera (required for photography)
- ☐ Guitar (required for guitar class)
- ☐ Tennis racket
- ☐ Black swimsuit & nose plug (Main Synchro)
- ☐ Leotards, tights, and/or dance pants
- ☐ Dance shoes (jazz, tap, or ballet)
- ☐ Horse riding boots & hard hat
- ☐ 3 pairs of jeans (Riding)
- ☐ Flying home? Extra bag for packing

JUNIOR SCHEDULING

At Junior Camp, campers pre-schedule their classes so that they can jump straight into camp when they arrive! You can see a detailed list of classes offered at Junior and choose your classes through your Online Forms. Please choose your daughter's classes before May 1! All other sessions will schedule on Opening Day (see pg. 23 for details).

RIDING: PRE-REGISTER

Riding is a special additional activity you can add to your schedule **for an extra fee**. You will need to pre-register for Riding through your Online Forms. At Greystone, we offer exciting English and Western programs for all levels.

Riding Equipment: All riders need to wear long pants and riding boots with a flat sole and a small ½" heel. No open toe shoes or athletic shoes. We have a limited supply of hats and boots at camp. Campers who have their own riding equipment are encouraged to bring those items.

RIDING OPTIONS

Junior Camp Riding: (choose one)

- One Hunt Seat Equitation Lesson (2 class periods): \$55
- One Trail Ride (2 class periods): \$55

** Junior riders skip two of their pre-scheduled activities on their Riding day.

June Camp Riding: (may choose any combination of options)

- Hunt Seat Equitation Instruction (3 days/week for 2 periods): \$345
- Thunderhead Western Trail Ride Adventure (day trip): \$150
- Horsin' Around Club (3 days/week for 1 period): \$175

Main Camp Riding: (may choose any combination of options)

- Hunt Seat Equitation (2 periods): \$495 (3 days/week) or \$795 (every day)
- Thunderhead Western Trail Ride Adventure (day trip): \$150 (one day); \$275 (two days); \$395 (three days)
- Horsin' Around Club (3 days/week for 1 period): \$250

August Camp Riding: (may choose one or both options)

- Riding Introduction (every other day for 2 periods; all levels): \$250
- Thunderhead Western Trail Ride (completed 4th grade & up; day trip): \$150

Hunt Seat Equitation Instruction: As the basis of all disciplines, Hunt Seat Equitation teaches a solid foundation built on strong basic skills. Each camper will be placed in a class with girls of similar skill level and challenged in a safe, uplifting riding environment. At our longer sessions, more experienced riders will have the opportunity to participate in the Horse Show. Our priority at camp is always SAFETY and then FUN!



Every Day Riding (Main Camp): This is for those girls whose focus is improving their riding skills. Girls who sign up for Every Day Riding will be treated to a Thunderhead Overnight!

Horsin' Around Club (June & Main): For those who have a LOVE for horses but have limited time in their schedule, we are offering our Horsin' Around Club. This class offers "hands on" fun with the horses while getting to know and love them as much as we do! We will be playing with the horses as we enjoy barn time, leading, feeding, tacking, grooming, bathing, splashing in the creek, and games. Campers will take this every other day for one period. Horsin' Around Club will include 1 mounted lesson and 1 trail ride during the session.

August Camp Riding: Riding will be included in your camper's schedule as an every other day activity for two periods (on the days she is not riding, your daughter will be given a selection of classes to choose from to fill in her schedule). Enjoy one lesson tailored to your level in the ring and one beautiful trail ride along the river. The remainder of class times will be in the barn; campers will receive FUN hands-on experience learning about and taking care of the horses.

Thunderhead Western Trail Ride Adventure (June and Main all ages; August Camp completed 4th grade and up): This trail option is an opportunity for campers to enjoy the beautiful Thunderhead property with their horse. This is a day trip where girls will get to spend time caring for their horse, trail riding on mountain trails, romping in the river, cooking lunch over the fire, roasting s'mores, and sharing campfire tales! For August Camp, spaces are limited, and we will fill the program on a first come basis. Register early!

RAFTING: PRE-REGISTER

Pre-register for Rafting! We offer an optional one-day rafting trip for our June and Main campers that you can add **for an extra fee**. Every raft has a professional guide and is self-bailing for comfort, control, and safety. The trip includes a chartered coach to and from Wildwater Rafting with lunch catered by Subway. Please fill out your Online Forms to register.

RAFTING OPTIONS

June Camp:

- Lower Pigeon River Fun Float: \$100, All ages
- Upper Pigeon River Whitewater Float: \$130, Ages 10 & up

Main Camp:

- Upper Pigeon River Whitewater Float: \$130, Ages 10 & up
- Chattooga III: \$170, Ages 12 & up, One previous Upper Pigeon rafting trip required
- Chattooga IV: \$170, Ages 14 & up, 2 previous rafting trips required

Pigeon River: Enjoy a great whitewater rafting experience on the exciting Class III and IV rapids of the Big Pigeon River! For younger or more timid rafters, we recommend the calmer rapids of the Lower Pigeon (June campers, all ages). To go on the more challenging Upper Pigeon, you must be at least 10 years old (June and Main campers).



Chattooga River: For Main Camp only, we offer an advanced trip down the Chattooga, sections III and IV, where you will experience the FUN of class IV and V rapids! For the Chattooga III, you must be at least 12 years old and have already done the Upper Pigeon one time. For the Chattooga IV, you must be 14 years old and have already done at least two Greystone rafting trips.

PENPAL

There is no better camp tradition than the Greystone Penpal! In the springtime you will receive a card with the name and address of your daughter's Penpal. This will be a camper in her same grade attending her same session.

To make your daughter's Penpal experience wonderful, we recommend that you:

- Encourage your daughter to write her Penpal; it is disappointing when a Penpal does not write!
- Write again! If you have not heard from your Penpal, try writing a second time; this reminds your Penpal to write.
- Request for your daughter's Penpal to be in her cabin (on your Cabin Request Form), if that is important to you. We do not automatically put your daughter's Penpal in her cabin.

In addition to a Penpal, all 3rd and 4th graders at Main Camp will receive a "Big Sister" in the spring. At Main, our 9th - 11th graders don't receive a Penpal but are encouraged to be in touch with camp friends.

FIVE YEAR

Main Campers who have attended Greystone for 5 years or more (with at least 3 of those at Main) will participate in our Five Year Ceremony and will need to pack a simple white dress for the event. These campers are also eligible to buy a Five Year ring or charm. You must place your jewelry order no later than May 1. You can find your order form for the rings and charms with your Online Forms. If you have any questions, please contact Laura Hollowell, laura@campgreystone.com.



TABLE GIRLS

At Main Camp, girls can sign up to be a Table Girl. Being a Table Girl is a paid position, and a camper is responsible for setting, serving, and clearing a specific table during each meal. It is a great opportunity to practice leadership while at camp, but it is considered a job (you must show up on time and follow through on expectations and your commitment). To be a Table Girl, **a camper must have finished the 8th grade**. Those chosen to be Table Girls will be notified at camp and will receive a \$100 allowance. To apply, fill out the Online Table Girl Form by May 1st.

At June and August Camps, girls in our oldest age group volunteer to help with the Table Girl job, showcasing their leadership and servant spirit to the camp community. Each camper receives a t-shirt and other perks throughout the session.



CAMPER INFO FORM

Included in your Online Forms is an optional Information Form about your daughter. This form will be given to your daughter's counselor before Opening Day and allows you to share important information about your daughter (such as personality, goals for the summer, and more), making the Opening Day transition even easier. Don't miss this form – it is a wonderful way to give your daughter's counselor the inside scoop on what you want her to know before the session even begins!

PREPARING FOR CAMP

Camp is an opportunity for girls to gain independence and have a wonderful experience growing and learning while away from home. One of the best ways to prepare your daughter for a summer at Greystone is

to talk about camp, watch videos and look through pictures, and for her to see your excitement (as the parent!) about the experience. **Make sure to read our full list of ways to prepare your daughter for the summer under the Parents page of our website.**

If you or your daughter are having misgivings, or if she has had consistent difficulties with overnights in the past, feel free to call us and speak to a Director for advice before your daughter comes to camp. **Do not attempt to calm her fears by implying that she can come home if she does not like camp.** This is the #1 reason that many campers feel sad during their first days at camp. Do not put the burden of this decision on your daughter.

Our staff is trained in helping any camper who is feeling sad or overwhelmed at any point during the camp session, and we will let you know if your daughter is having difficulty settling into the camp routine.

CAMPER CONDUCT

We want our Greystone community to be one of positivity and support where girls gain confidence and feel safe. Campers will review the Honor Code (see pg. 2 for more details) at the beginning of the summer and will work to carry out its mission while living in the Greystone community. We ask that our campers show respect for others and for the Greystone property. In line with our new Honor Code, we will not tolerate bullying, disruptive, and/or difficult behavior while at Greystone. Any campers behaving in these ways will be sent home at the discretion of the Directors. We expect campers to take wholesome pictures at camp, and we will delete images that we deem inappropriate.



HEALTH & SAFETY

We do our very best to keep your daughter healthy and safe while she is with us at Greystone! We hope that your daughter will never need to experience our Health Hut, but if she needs us, we are here to help her get back on her feet. Greystone has 8 registered nurses, a 24-hour a day resident doctor, and our Health Director to care for your daughter.

We are committed to calling you if there is ever an issue that affects your daughter's camp experience. This would include: if your camper spends the night at the Health Hut, is prescribed a prescription medication, needs to visit a doctor in town for x-rays or lab work, or if her class schedule must be changed due to illness or injury.

Calling the Health Hut: Should you ever have questions regarding your daughter's health, please call us directly at the Health Hut: 828-693-9841.

Prior to Opening Day, please contact us to discuss any health concerns.

For your daughter's sake, as well as the health of other campers, please do not bring her to camp if she has had a fever or other illness within 24 hours of Opening Day. Please call the Health Hut to discuss this with us.

Health Forms: Please be sure we have your daughter's Health Form and Physical Form on file by May 1st! If there are changes after submitting your form, contact the office to update her records.





MEDICATIONS

Campers are not allowed to keep ANY medication in their cabin. Medications brought to camp will be stored and administered by a nurse at the Health Hut. Please bring all medications to Pill Hill at the Health Hut on Opening Day.

- **Rx medications:** Rx meds must be in their original bottles with pharmacy labels that include the camper's name and the correct dosage and instructions for administration OR must be accompanied by a Dr.'s Rx and orders for administration. Our nurses CANNOT accept or administer any medications (pills, liquids, or injectables) that are not properly labeled.

- **Over the Counter medications:** Our Health Hut is well stocked with OTC medications such as Tylenol, Tums, cough drops, etc. These can be administered by the nurses as needed. If your daughter will need an OTC medication frequently or on a regular basis, such as Allegra for allergies, please bring the OTC medicine to camp and check it in at Pill Hill on Opening Day with any other Rx medications.

- **Vitamins/Supplements:** Please do not bring vitamins and supplements to camp unless they are absolutely necessary and accompanied by instructions from a physician. If vitamins and/or supplements are brought to camp, they will need to be checked in and administered through Pill Hill along with other Rx medications.



• **Emergency Medications:** If your daughter needs to keep a medication with her such as a rescue inhaler for asthma or an EpiPen for severe allergic reactions, please check in with a nurse at Pill Hill on Opening Day. Please check the expiration dates on these before bringing to camp.

**Please note: Because we have a very structured schedule, children who are on medication for ADD/ADHD often have a better experience if they stay on their medication while at camp.

HEALTH CARE

Lice: All campers will have their heads checked for lice by a professional service on Opening Day. Any cases found will be treated that day. Parents will be notified regarding the treatment and will be responsible for the cost. Please have your daughter checked (by someone who knows what they are looking for) BEFORE she comes to camp, and let us know if she or anyone in the family has been treated for lice in the 6 months prior to camp.

Emotional Health (ADHD, anxiety, depression, mood disorders, food issues, etc.): Your daughter's emotional and mental health is just as important to us as her physical health. We want every camper to be supported and successful while they are here. Please let us know of any concerns or issues that you have been dealing with at home.

Eating Concerns and Disorders: Campers sometimes arrive at camp with eating issues. Focusing on "control" of food and diet in the camp



atmosphere is frustrating and can be harmful. Should a camper exhibit any signs of an eating disorder, we will contact you immediately and make arrangements for her to go home.

If you have any health-related questions, please contact us:

Margaret Miller, Health Director:

margaret@campgreystone.com

Jamie Hutchinson, Head Nurse:

jamie@campgreystone.com

OPENING DAY

We cannot wait to welcome you to Greystone on Opening Day! For all of our sessions, campers may go up to their cabin and meet their counselor starting at 8:30 a.m.

GPS Address for Opening Day Entrance:
1721 Old Highway 25, Zirconia, NC 28790
(This is our back staff entrance.)

We will be sending a Remind text with a pinned link to the address prior to Opening Day (see pg. 29 for more information about Remind texting).

For All Sessions: You may arrive and park anytime between 7:30 – 9:30 a.m., and we will allow campers and families up into our cabin area at 8:30 a.m. When you arrive on Opening Day, you will be greeted at your car and find out your daughter's cabin. We will tag all of your heavier bags and carry them to the cabin for you. You will carry all of your loose items (open tote bags, book bags, sleeping bags, etc.). Make sure to wear comfortable, waterproof shoes!

If you arrive prior to 8:30 a.m., we invite you to join us at our Opening Day tent area on the softball field. You can meet other families, grab a coffee, shop Odd & Even and select items from The Greystone Store, and drop pre-written letters into the mail bins (see pg. 24 for more details). At 8:30 a.m., you can walk up to your cabin for the first time. Your daughter's counselor will be there to meet you!

You are then welcome to unpack, to visit our parent reception on the Dining Hall porch, and to take medications to the Health Hut. The Greystone Store building will also be open. There is no need to check in at the office unless you have a question or you need to drop prewritten letters in the mail bins for your daughter. Please plan to depart by 10:15 a.m., as campers will begin cabin activities at that time!



Animals: We ask that dogs and all other animals stay below our Lower Road on Opening Day and do not go into the cabin area. If you do have an animal, please put him or her on a leash.

Junior, June, & August Camps: Because bunks are assigned (see pg. 5 for more details), there is no need to race up the hill to your cabin. At 8:30 a.m., we will have Group Leaders ready to walk campers and parents to the cabin area; just look for our cabin group signs to find your Group Leader.

Main Camp: Bunks will be assigned for 3rd - 7th grade campers; campers in 8th – 11th grades will be able to choose their bunk after they arrive at their cabin. At 8:30 a.m., we will allow campers to go up to their cabin, and we will have Group Leaders available to walk you to your cabin. For those in 8th - 11th grades, please remember, no bunk saving.

June and Main NEW campers: If this is your first summer at Greystone, welcome! You will be able to go up to your cabin prior to 8:30 a.m. to ensure that you know where to go. We will contact our new camper families prior to Opening Day to explain how this will work.

AIRPLANE ARRIVAL

Flying to camp can be so much fun, and we want to make your daughter's transition as smooth as possible. If Greystone is responsible for picking your daughter up from the airport, please make sure to enter her flight information on your Online Travel & Baggage Form.

Important: If you are flying into the area and renting a car to bring your daughter to camp yourself, she is considered a CAR ARRIVAL. Only those girls who need to be picked up at the airport by the Greystone staff are considered campers who are flying.

We service these airports:

Asheville, NC (AVL) - 30 minutes from camp

Greenville, SC (GSP) - 1 hour from camp

Private Jet Port (Asheville, NC) - 30 minutes from camp

Our Greystone staff members will greet your daughter at the airport, help collect any bags, and then drive her to camp. Because we have multiple

campers with close flight times, your daughter may have to wait before we shuttle the group to camp.

If your daughter is flying, we recommend sending luggage via UPS ahead of time (see details about Shipping Luggage on pg. 22). If your luggage is sent on the airline, please make sure to clearly mark any and all bags as a Camp Greystone item and make sure to include your daughter's first and last name.



UNACCOMPANIED MINOR

Many campers will need to fly as Unaccompanied Minors if they are flying by themselves. As you purchase your daughter's ticket, please make sure to check your specific airline's Unaccompanied Minor policy (all differ on ages, rates, and policies). If your daughter is considered an Unaccompanied Minor on your airline, this must be purchased **while booking** the ticket. Please be sure to get a receipt or email confirmation that this fee has been paid, as our Greystone Travel Director will need a copy of this document from you closer to camp.

Please Note: Adding Unaccompanied Minor after the initial purchase of her ticket can be difficult and cause issues for your daughter as she checks in at the airport. It can also lead to double charges by the airline. Help us by purchasing this upfront!

When you are asked to provide information on who will be meeting or taking your daughter to the airport, please enter:

Jim Miller

21 Camp Greystone Lane

Zirconia, NC 28790

Phone: 828-693-3182

SHIPPING LUGGAGE

You may ship your belongings up to two weeks in advance, and we will store your luggage until Opening Day. If any luggage cannot be brought with you, please ship it by United Parcel Service (UPS) or Federal Express. Please note: both companies will only cover damages to your luggage if it is boxed by them.

Please mail to:
CAMPER'S FULL NAME AND SESSION
Camp Greystone
21 Camp Greystone Lane
Zirconia, NC 28790

We will place all luggage on your cabin porch so it is waiting for you on Opening Day!

Packing Luggage: Please do not pack directly in cardboard boxes or disposable bags (these are thrown away after they are emptied, and then your daughter has nothing to use on the return trip home!); use a standard duffel or trunk.

JUNIOR OPENING AFTERNOON

Scheduling: At Junior Camp, campers pre-schedule their classes, so after parents leave on Opening Day, girls will receive their schedule and be ready to jump right in to their activities (see pg. 10 for more information on pre-scheduling classes).

Swim check: On Opening Day afternoon, all girls will go with their cabins and will have a swim check at the pool. Campers must jump in the pool, tread water for two minutes, and swim one length of the pool to pass the swim check. We will work with campers who do not pass the first time, and they will be allowed to retake the swim check the next day.

JUNE, MAIN, & AUGUST AFTERNOON

Scheduling: After parents leave on Opening Day, campers will have the opportunity to sign up for classes. Counselors will help girls make their perfect schedule! To see a detailed list of the classes offered this summer, visit our 2020 classes link at the bottom of our Parents page on our website. We do not pre-schedule classes at June, Main, or August Camps.

June and Main campers will take 7 classes on a Monday/Wednesday/Friday schedule and 7 classes on a Tuesday/Thursday/Saturday schedule, which allows for 14 different class times. August campers have the same 7 classes daily.

Riding and Rafting are additional activities that you can add to your schedule prior to the summer for an additional fee (see pgs. 10-12 for more details).

Class Parameters: We offer over 80 classes during the summer, and the majority of our classes are available to all ages. Some of our classes are limited by age due to safety or class size. Below is a list of the classes with age limits:

Aerial Yoga: 6th and up

Cooking (during August only): 4th and up

Fitness: 3rd and up

Printmaking: 5th and up

Glass Beads: 6th and up

High Ropes: 4th and up

Metal: 6th and up

[Please note: the grade listed is the grade a camper has just finished in school.]



Swim Check: On Opening Day, all campers will participate in a swim check at the pool. In order to participate in a water activity, campers must tread water for 2 minutes, swim one length of the pool, and do a pencil dive off of the diving board. If your daughter does not pass, we will work with her to make sure she can pass by the end of the session.

DURING CAMP

BIRTHDAYS

A camper's birthday is very special! The birthday girl celebrates with a cabin party and a Birthday Ball dinner. On her birthday, your daughter may receive cards, letters, and ONE birthday package (no food) from you (her parents).

Birthday Labels: We will send a birthday mailing label prior to camp to use for the ONE birthday package. Please use this label so that the package makes it into camp and to your daughter on time.

LETTERS

Hand-written letters are the very best way to communicate with your daughter during the summer. Since “snail mail” takes time, send some of these letters even before camp begins (we will add the cabin number). Please send flat, standard sized envelopes only, and do not put anything in with your letters. (See our Package-Free policy on the next page.)

Change this year! We will provide mail bins in two locations on Opening Day to drop pre-written letters for the first few days of camp:

- Opening Day tent: We will have mail bins available for you to drop off pre-written letters under our Opening Day tent.
- Office porch: You can drop pre-written letters on the Office porch, and we will also provide postcards and pens here if you need them.



When sending a letter to your daughter during her session, please address the letter in the following way (if you are sending a letter before camp and don't know the cabin number, we will add it for you!):

Camper's Full Name, Cabin Number

Camp Greystone
21 Camp Greystone Lane
Zirconia, NC 28790

PACKAGE-FREE

Greystone is Package-Free! Campers **may not** receive packages at camp. All large envelopes, padded envelopes, and regular envelopes containing **ANYTHING** other than a letter are considered packages...so don't send them!

If there is a necessary item left at home (i.e. toothbrush, Bible, eye glasses, retainer, pillow), you may mail the package addressed to:

Laura Hollowell
ATTN: (Your Camper's FULL Name)
21 Camp Greystone Lane
Zirconia, NC 28790

If you realize you have forgotten something once you return home, you may purchase most forgotten necessary items from the Greystone Store website, and we will make sure your daughter receives them (see pg. 31 for more details).

Any packages NOT addressed to "Laura Hollowell" will be returned to the sender, and any packages that contain unnecessary items will be donated or returned. We will make sure that all necessary items that are properly addressed are delivered. As always, candy, gum, and other food items are not allowed and are donated to a local ministry.

Health-Related Mail: To send medication or a health related item for your daughter, please address the package to:
















The Health Hut
ATTN: (Your Camper's FULL Name)
21 Camp Greystone Lane
Zirconia, NC 28790

SCANNED LETTERS FROM CAMP

Because “snail mail” takes time, and we know you want to hear from your daughter right away, we will scan a letter from your daughter into your Greystone Account by the third day of your daughter’s session. This letter will contain a note from your camper (if she writes one!) and a copy of her schedule. We will contact you through a Remind text when these are “live” in your account (see information on Remind texting on pg. 29); these letters should be posted in your account three days after the start of the session.

You can view your daughter’s letter in her account in the Forms section.

To view the letter, you MUST click on the PRINT button next to the Form to see the letter (if you click on the name of the form, it will download a blank letter).

Form	Due	Status	
 Additional Permissions [more info]	05/01/2019	 Rcvd. Apr 30, 2019 (Expired)	 PRINT
 Cabinmate Request [more info]	05/01/2019	 Rcvd. Apr 30, 2019 (Expired)	 PRINT
 Camper Info for Counselor [more info]	05/01/2019	 Rcvd. Apr 30, 2019 (Expired)	 PRINT
 Camper Photo [more info]	05/01/2019	 Rcvd. Apr 30, 2019	 PRINT
 Camper Schedule- Click PRINT to view! (June/Main) (74.97kb PDF)		 Rcvd. Jun 4, 2019	 PRINT

Scanned Sunday letters: New this year! During our June, Main, and August sessions, we plan to scan your camper’s Sunday meal ticket letter each week. To view these letters, you will log in to your Greystone Account; you will see a separate form for each letter that we scan (one a week). Remember, you must click on the PRINT button next to the Form to view the letter. We plan to have these letters available to view in each account by Tuesday mornings.

EMAILS

To email your camper, you must first log in to your Greystone Account. Once logged in, you may send free emails! To send the same message to multiple campers, use the CC: field. Please only use text in emails, as photos will not print.

New this year! Emails will be printed Monday – Sunday (all days!), and they are printed at 11 a.m. each day.

Guest Accounts: You may create Guest Accounts for your family under the Online Community menu. This is a great way for your family to communicate with your daughter while she is away! Do not give out the password to your account, as your account is connected to your financial information. Please do not set up Guest Accounts for your daughter's friends; we ask that friends send handwritten letters to your daughter.

Guest Account Policies: New this year! Our staff scans all emails for inappropriate content, and inappropriate emails will not be delivered. We will send a copy of inappropriate emails to you (the parent), and we will automatically delete the Guest Account. Make sure that siblings and family members know this policy!

PHOTOS

To view photos throughout the summer, log in to your Greystone



Account and click on "Photos." You can download photos for free! Please know that we take as many photos as possible; however, we will not necessarily take a picture of your daughter every day. Before camp, remind your daughter to get in front of the camp camera! We are not able to accommodate parents' personal photo requests.

Waldo Facial Recognition: We are offering Waldo facial recognition as an add-on service for ALL of our sessions! This optional service helps you save time by having your daughter's photos texted to your phone. We will email information on signing up for this service one week prior to the start of your daughter's session.

The cost of this service is:

Junior Camp: \$9.99

June Camp: \$19.99

Main Camp: \$24.99

August Camp: \$14.99



VIDEOS

To view videos throughout the summer, visit Greystone's Vimeo page: <https://vimeo.com/campgreystone>. We post weekly highlight videos as well as other event and activity videos during each session. We will link these videos in our daily blogs as well.

LIVESTREAM

Change this year! This year we will only Livestream our summer Play Productions (see information below on other recorded events). These Plays will only be shown during the event (starting around 7:15 p.m.) and will not stay "live" on the page after the event has ended. Please check our Blog on the day of the event for more information.

We will Livestream the following events:

June Camp Play (June 16)

Main Camp Junior Play (July 16)

Main Camp Senior Play (July 20)

Recorded Events: New this year! We will share a recorded copy of specific events with you after the performance! These recordings will be a low quality version of the event but will allow for you to see your daughter perform. This summer, we will share a copy of the Watershow (Main only) and Production Night (June, Main, August) after the events. We are unable to share a copy of the Plays due to copyright restrictions. We will also share the recorded videos for the night of our Five Year Ceremony (Main only) after the event.



REMINd TEXTING

Greystone will be using the Remind texting system for emergency communication as well as any important reminders and alerts about camp. Greystone is covering the cost of this service for all families! We will automatically add all parents to the system.

In April, you will receive a text message from Greystone's Remind texting system. You will not need to do anything else at that time. You will have the opportunity to unsubscribe if you do not wish to participate. Again, we will only use this texting service for emergency communication and for important camp reminders and alerts.



LAUNDRY

Your daughter's laundry will be washed, dried, and folded for her while she is at camp. Please send simple clothing that will look neat when tumble-dried with colors and whites mixed together. Girls may not send netted bags through the laundry (these items just never quite dry!).

Number of times your daughter's clothes will be washed:

Junior Camp: no laundry service due to short session

June Camp: 2 times

Main Camp: 4 times

August Camp: 1 time

We will change sheets once during the June and Main Camp sessions. After this sheet change day, we will wash the one set of dirty personal sheets and return them to your daughter.

THE GREYSTONE STORE

The Greystone Store offers camp apparel, necessities, and gifts for purchase before and during the summer. The Store features well-designed and useful clothing, blankets, towels, raincoats, pajamas, and other items your daughter might need at camp. Your daughter can also purchase gift items including stuffed animals, jewelry, coloring books & pens, and select items appropriate for Rest Hour quiet time.

During the summer, the Greystone Store is available for campers to purchase needed essential (i.e. toiletries, batteries, stamps, etc.) and nonessential items (i.e. Rest Hour activities, books, stuffed animals, Odd & Even gear, etc.). Your daughter will use her Personal Allowance account to pay for these items (see information on the next page).

The Store website, www.thegreystonestore.com, is available for shopping Greystone gear throughout the year! **We encourage you to shop BEFORE your daughter arrives.** Not all of the items on the website will be stocked in the physical store.

In March, we will send an email announcing our new offerings for 2020. We highly recommend that you purchase your clothing and other camp necessities BEFORE camp starts as many items sell out.

Opening Day: Change this year! The Greystone Store will be open next to the Opening Day tent on the softball field starting at 7:30 a.m. and will offer a select number of items including Odd & Even shirts and accessories, the 2020 camper theme shirt, and more! After campers head to their cabins at 8:30 a.m., the Greystone Store building (next to the Office) will also be open for any who would like to shop the entire Store offerings.



Bedding Bundles: New This Year! As camp is only providing a blanket for bunks on Opening Day (see pg. 4 for details), The Store will offer mattress pads, bottom & top sheets, pillowcases, and fans for purchase individually or in bundles. These items will be available to order before camp and can be shipped to your home, OR they are available for pre-order with free cabin delivery on Opening Day. If you choose the pre-order cabin delivery option, the mattress pad and washed sheets will be labeled with your daughter's name and will be waiting in your daughter's cabin when you arrive.



During the summer: If your daughter needs something during her session, you may order items through our website, and we will make sure she receives them.

Summer spending: We recommend talking to your daughter about being fiscally responsible with her Store account based on the many options offered in The Store, including nonessential items. Due to the large number of shoppers in The Store, we cannot always monitor what a camper is spending.

Closing Day: The Greystone Store building will be open on Closing Day for families to shop before heading home.

PERSONAL ALLOWANCE

The Store Allowance and Personal Expense account is designed to cover any extra expense a camper incurs while at Greystone. Please refer to your Online Forms for instructions on adding additional money to your daughter's Store account.

Suggested amounts:

Junior: \$75, June: \$150, Main: \$175, August: \$125

This account can be used by your daughter for purchasing items from the Greystone Store. This account will also be used to cover the Sunday offering.

You can check the balance of your daughter's account during the summer by clicking the 'View Store Allowance/Personal Expenses' link in your Greystone Account. This amount is current within 24-48 hours. You can then add money to your daughter's account through the Greystone Store website.

If you have questions about your daughter's account or would like more information about her spending, please feel free to contact Katie Grant (katie@thegreystonestore.com).

VISITOR-FREE

Greystone is Visitor-Free! Visitors are not allowed during any of our camp sessions, and we do not allow trips out of camp with parents/friends. Make sure to tour camp on Opening and Closing Days or schedule a tour during the off-season to spend time exploring the camp facilities. Greystone will be closed to visitors between sessions as we prepare for Opening Day. We still love giving tours to prospective camp families – please tell your friends!

Required out of camp travel? Any campers with required travel that occurs during camp must be pre-approved prior to Opening Day. Please e-mail: laura@campgreystone.com.



FOOD AND ALLERGIES

Camp food is the best! We serve 3 balanced meals a day, and campers can also enjoy Apple Cart during morning classes, Watermelon Table in the afternoon, and our Snack Huts, which offer free snacks of cheese sticks, granola bars, or bean chips. After dinner, campers can visit our free Candy Shoppe where they can enjoy one sweet, savory, or healthy snack. We have plenty of food available, so please do not bring any food or gum with you to camp (it attracts critters to the cabin!).



We are able to accommodate most major food allergies and strive to provide plenty of options for picky eaters. Many times these alternatives will be similar to what we are serving the entire camp community. On occasion we will substitute a different option for a particular food if we feel that it will taste better than the allergy-free alternative. **Because of this, allergy options will not always be exactly the same as the food we're serving to our entire community.** We do this to provide the best food possible for all of our campers!

Food alternatives can always be found in our fruit and salad bars. For example, if your daughter cannot eat the Cheesy Chicken, we'll have allergy-free Cheesy Chicken prepared. But, she can also head to the salad bar to try the tofu dish of the day or make a protein-rich salad filled with hummus, cottage cheese, veggies, and more. Your daughter's table counselor can help her find plenty to eat, no matter her restrictions or preferences.

We take pride in caring for our campers with allergies and cook all allergy-free food with separate equipment. We are completely nut-free, and we don't use any nut products in our kitchens. While we take great care in preparing allergy-safe food, we cannot guarantee that your daughter will not come in contact with foods she may be allergic to.

If your daughter has a food allergy, please make sure we are aware of it through your Online Health Forms prior to camp. Also, stop by Window 1 in our Dining Hall on Opening Day to meet with our Kitchen Director Gervais Hollowell. He wants to put a face with a name and can explain how allergy food will work during the session.

If you have any questions prior to the summer, please contact Gervais Hollowell (gervais@campgreystone.com).

CLOSING DAY

For All Sessions: On Closing Day, the gates open at 8:00 a.m. and we recommend you arrive before 9:30 a.m. You will park your car on the soccer field in the same manner as Opening Day, using the same camp entrance, and then walk up the hill to your daughter's cabin. Please pick up your daughter at her cabin first and then load your luggage when you return to the soccer field to depart. We ask that families depart by 11 a.m.

On Closing Day, we offer a light breakfast buffet in the Dining Hall for families to eat with their camper. Feel free to enjoy this buffet together, grab a cup of coffee, take a tour of your daughter's classes, visit The Greystone Store, and then gather her luggage from the track.

We will carry all of your daughter's heavier items down to the track and sort them by cabin. Each bag will be tagged "1 of 4", "2 of 4", etc. Please make sure you pick up all of your daughter's bags! Often girls have more bags when they leave than when they arrived (most have added a full laundry bag!). We will have staff available to help load your car before you leave.

Animals: We ask that dogs and all other animals stay below our Lower Road on Closing Day and do not go into the cabin area. If you do have an animal, please put him or her on a leash.

Packing for Closing Day: New This Year! After many fun-filled days of camp, packing for home is quite the process! In order to help with the packing process going home, please be sure to send your daughter an email with any packing instructions you may have at least 3 days prior



to Closing Day. This includes information about packing certain items in certain bags, if you are going on vacation after Closing Day. While our staff will help each camper find her things and put them in her bags, each camper is individually responsible for her items and how these items will be packed. Prior to Opening Day, have your daughter help pack her things so that she knows which items are hers at the end of camp!

AIRPLANE DEPARTURE

If Greystone is responsible for taking your daughter to the airport, please make sure to enter her flight information on the Online Travel & Baggage Form. **Important:** If you are flying into the area and renting a car to pick up your daughter from camp yourself, she is considered a CAR DEPARTURE. Only girls who are taken to the airport with a shuttle provided by Greystone are considered flying home from camp.

Unaccompanied Minors: If your daughter is considered an Unaccompanied Minor on your airline, this must be purchased *while booking* the ticket. Please see pg. 21 for full details.

On Closing Day, girls prefer to take the early flights (around 10:00 a.m. or earlier); otherwise, they are waiting at camp after all other campers have gone home (it can be sad!). All flights should be scheduled to depart no later than 2:00 p.m.

Due to our large number of fliers, Greystone can transport **one checked bag to the airport** for your daughter. We will pay the checked bag fee for you and automatically deduct your Greystone Account after camp for the charges that are incurred for this bag at the airport. All other bags need to be shipped home via UPS (see below for more information). Please make sure to indicate which bag will be checked and which luggage will be shipped via UPS on your Travel & Baggage Form. Please note: an overweight bag could lead to a \$100 charge at the airport, so make sure your daughter knows what to pack and what to ship! We are unable to take trunks to the airport.

SHIPPING LUGGAGE

For shipping luggage home, we contract with a 3rd party vendor (Little River Roasting) to offer the service of sending your luggage home via UPS. Little River's cost for this service is a \$35 handling fee per item plus the actual cost of shipping. (Shipping costs vary with size, weight, and destination. Go to www.ups.com to generate a quote.) Please don't send a return shipping label for your luggage; Little River can ONLY use labels printed at camp. They will box, weigh, and label each item so that it makes it back home to you. You may ship as many items as

needed, and all shipping costs will be automatically deducted from your Greystone Account.

In order to ship your luggage home, please indicate this on your Online Travel Form. All baggage will automatically be shipped to your home address on file. If you want your luggage sent to a different address, please indicate this where asked on your Form. Please contact our Travel Director (travel@campgreystone.com) regarding any last minute shipping changes.

Questions about UPS shipping service? Contact Gervais Hollowell at gervais@campgreystone.com.

When shipping things home: Because we box and process all shipped luggage prior to Closing Day, girls shipping luggage home will pack all items, including bedding, two days prior to the close of camp. Camp will provide sheets, a red jersey-style blanket, and anything else needed for those final two nights. If you are shipping your luggage home but would like for your daughter to leave her bedding items on her bed for you to pack and take home with you in your car on Closing Day, you need to do two things: 1. Tell your daughter prior to packing day (send her an email three days before the end of the session so that she knows); 2. Bring an empty bag with you on Closing Day to pack all of her bedding to carry to the car.

AFTER CAMP

EARLY BIRD

Change this year! Save a spot for 2021! Early Bird Enrollments for our 2021 sessions will open for **ALL** 2020 campers on Monday, August 10th and **will only stay open for two weeks**. We will send you a letter and a series of emails as we enter the Early Bird time frame; we do not want there to be any misunderstandings. You must complete this registration prior to **Monday, August 24th** in order to be guaranteed a spot in the session of your choice. It is normal for camp to fill during the Early Bird Enrollment, so it is important that you not delay. Your deposit is fully refundable until November 1st. We hope to see you in 2021!

CAMP RESOURCES

Name Tags: Oliver's Labels: Log in to your Greystone Account to order labels. Each purchase generates 20% commission towards The Great Day Scholarship Fund.

Riding Equipment: If you would like advice on Riding equipment, please call camp and ask to speak with our Riding Director Lisa Maybin.

Trunks & Camp Gear:

Camp College and More: www.campcollegeandmore.com

Use code Gr8day at checkout to generate commission toward our Great Day Scholarship Fund.

Everything Summer Camp: 800-535-2057

Use the link below to generate commission toward our Great Day Scholarship Fund:

www.everythingsummerncamp.com/camp-greystone

SUBSCRIBE TO THE BLOG

Make sure to check the Blog section of our website every day for updates from our Directors on the day-to-day activities during your daughter's session.

www.campgreystone.com/blog



All forms must be completed by **May 1st**.



21 Camp Greystone Lane
Zirconia, NC 28790
www.campgreystone.com