

SPARKS

Winter 2021





**GREYSTONE:
THE ULTIMATE
WINTER**

WONDERLAND



BRRRRRR!

HELLO
WINTER

WEATHER ALERT: A major winter storm will arrive on Thursday, snow accumulations of up to 15 inches are possible... stay tuned for further information.

This kind of announcement is guaranteed to send shivers of delight through the Miller household where we have always celebrated winter storms. The process is predictable and shared by most of the people who live in the area. First, we hit the grocery store where long lines of frantic shoppers are stocking up on milk and bread. (Why do we always get milk and bread? I really don't know.) Then we prepare for the power outages by bringing in a lot of wood, filling jugs of water, checking generators and flashlights. Then we sprinkle salt on the driveway and put snow shovels at the back door. With all preparations completed, we make a big pot of chili, light a fire, turn on some music, and break out the puzzles. Movie marathons, snow hikes, sledding, and naps are in our future...it is wonderful...and while we haven't had a big snowstorm yet, we bet one is coming soon, and we can't wait!

You would absolutely love being at camp during a snowstorm, as long as you didn't have to sleep in a cabin! Making snow ice cream, drinking hot chocolate, and playing games by a crackling fire while the snow is falling outside is special anywhere, but especially nice at camp.

So, if you are lucky enough to be in a snowstorm this winter, make sure you enjoy the moment! Check in with your camp friends, visit our Blog (we always post pictures of camp after a big snow), and be especially sweet to your family. At Greystone, we always encourage you to make every day a Great Day, especially if you are given a major winter storm!



JIMBOY AND
MARGARET

P. S. Our family has loved snow storms for many years. This was about 15 years ago!



WHAT WOULD HAPPEN



IF WE HAD  
CAMP

DURING A SNOWSTORM



1 FLAG

Grab those snow boots and some gloves! Flag will start us off in the snow. After we call roll, it's time for an epic camp-wide **SNOWBALL FIGHT** before breakfast!



2 BREAKFAST

Snuggle up at your table with a warm cup of **HOT CHOCOLATE**. Then head to Morning Assembly where we'll be singing **CHRISTMAS CAROLS!**



3

MORNING CLASSES



HIGH ADVENTURE & HIGH ROPES

You'll start at the climbing wall on our new **ICE CLIMBING COURSE**. Move over to High Ropes to see if you can reach the top! Feel free to **EAT THE SNOW** on your way up.



ZUMBA

Keep your energy up under the Dance Tent as you enjoy our Zumba class! To end the class, **SLIDE DOWN THE HILL ON YOUR BELLY**...the perfect new post-Zumba tradition.



FISHING

Head to the canoe dock for some **ICE FISHING**! That's right, the lake is frozen over, so you'll be cutting your own hole to find those icy carp.

TENNIS

Finish your morning at tennis! "Around the World" takes on a whole new meaning when **YOU'RE PLAYING IN ICE SKATES!**



4

LUNCH & PILL HILL MEDICINE



We're back in the Dining Hall: grilled cheese sandwiches and hot soup! Don't forget your medicines. Nurse Jamie has **FLAVORED THE ACTUAL ICICLES HANGING FROM THE ROOF** to be your icy pop!



5

REST HOUR

Head back to your cabin and pile on the blankets for a nice midday nap! Instead of Watermelon Table, **JOIN US AT THE FIRE FOR A S'MORE!**



AFTERNOON WATER CLASSES

6



SWIMMING AND WATERPARK



Time to get wet! Try the **POLAR PLUNGE AT THE POOL** and don't forget that wedgie on the little slide for a real treat!



FREE TIME

COLD BUM TIME! Swing, see-saw, or DMC with a friend on the Truth bench!



SNOW EP



Eat your picnic dinner in your cabin's igloo; then it's **GIVEAWAY TIME: A CAMP SWEATSHIRT!** EP for the night is a cabin challenge.



SKI DOWN APPLE HILL AND SLIDE DOWN THE BIG SLIDE; first cabin finished, wins!



GUESS WHO: YOUR CAMP DIRECTORS IN THE SNOW

We love the snow at camp! Can you guess which of your Camp Directors (or their kids) are in each of these snow pictures? Check your answers on the final pages of this Sparks magazine.







SANTA VISITS CAMP

Santa had a busy Christmas season this year, and he left something extra special at camp for all of you Greystone girls. This present is HUGE and one of the biggest gifts he has ever delivered! What is it? Well, we aren't giving you all of the details yet, but here are some clues on what is waiting for you this summer:



- It is a **BRAND NEW BUILDING** in camp.
- It is **BIGGER** than the Gym.
- It is **BIGGER** than the Dining Hall.
- It is **BIGGER** than the Pavilion (actually, you can fit **4 PAVILIONS INSIDE IT**).
- It will have a **TIN ROOF** like the cabins.
- It is located on the **PAVILION-SIDE OF CAMP**.
- It will be used by **EVERY CAMPER AT EVERY SESSION**.
- We've been wanting to build this building for **OVER 20 YEARS**.
- You'll be able to **SEE IT FROM ALMOST ANYWHERE** in camp.



Think you know what it is?! We'll be revealing more details and hints this spring and will let you know all of the details in the Spring Sparks. We can't wait!!



Ho!
Ho!
Ho!



[illegible]

COUNTDOWN TO YOUR SESSION: THREE IDEAS

1 STICKY NOTES

Break out the sticky notes! This one is easy, colorful, and a BIG visual for your whole family! Figure out the number of days until your session, and write each number on a note before taping them in order on your wall (with your parents' permission!). Pull down one each day until you arrive in Tuxedo.

.....

2 GO DIGITAL

We stay away from technology at camp, but it can be fun to use it to your advantage during the year! Search for "countdown apps," and you'll find lots of free options. Add a camp photo to make you smile, and you are all set!



3 JAR

Visualize the countdown in a jar. Fill a mason jar with a certain item, and every day, pull one out until your jar is empty (and camp is here!). As for what items to use, that's where you can get creative! Each morning becomes a treat when you take out a Skittle or jelly bean, or you can use pebbles, coins, or slips of paper.



HOW MANY DAYS UNTIL YOUR SESSION?

Need an easy way to find out? Visit our Blog! Countdowns can be found at the top of the page.



**COUNTDOWN
TO GREATEST
THE SUMMER** **EVER**

COUNTDOWN TO CAMP CHALLENGE

SUMMER
2021

We know you're just as ready for camp to get here as we are, so let's count down to it together! Check off the following ideas as you complete them, and you'll be totally prepared when Opening Day comes. Bring your completed list to camp with you, and you'll win a special-edition sticker!

.....

**CHECK OFF ITEMS BELOW FROM NOW UNTIL THE SUMMER,
AND BRING THIS COMPLETED LIST WITH YOU TO CAMP!**

- ☐ Make your own **COUNTDOWN TO OPENING DAY CALENDAR** (see our ideas on the previous page!).
- ☐ Put our 102nd summer on your **PRAYER LIST!** Pray for our counselors, your fellow campers, and that our 102nd summer will be the BEST!
- ☐ Subscribe to the **BLOG AND DAILY DEVOTIONS** on our website to make sure you never miss an update!
- ☐ Make **A GREYSTONE RECIPE WITH YOUR FAMILY** (but remember, it always tastes better at camp!).
- ☐ Try out one of our **"CAMP AT HOME" CLASSES** in this Sparks.
- ☐ Create a **CAMP BUCKET LIST**. Do you want to roll down the Pageant Court? Take a specific class? Sing as loud as you can? Claim it!
- ☐ Incorporate **A CAMP ROUTINE INTO YOUR DAY-TO-DAY** at home, like listening to Morning Assembly songs on the way to school, eating an apple midday, or having a Rest Hour on the weekends.
- ☐ Print off the **PACKING LIST AND CHECK IT OFF** one by one!
- ☐ **WRITE YOUR PENPAL** in the spring as many times as you can!
- ☐ Most of all? Just **START GETTING EXCITED!** (We hope you can check this one off now!)

HOW TO BEAT THE WINTER BLUES



Don't let the cold get you down!! We've put together four fun camp class activities for you to try over the next few weeks: Cooking, Crafts, Card Games...and even a Science Experiment! Grab your family and try one of our Camp at Home classes.



CAMP AT HOME

COOKING

BUTTON COOKIES

INGREDIENTS:

- 1 cup butter, room temperature
- $\frac{2}{3}$ cup powdered sugar
- 2 tsp vanilla extract
- 2 cups flour

DIRECTIONS:


1. Preheat oven to 350 degrees.
2. Cream the butter, powdered sugar, and vanilla together.
3. Slowly add the flour.
4. Roll the dough into balls and place on sheet pan.
5. Flatten each ball with a cup bottom that has been dipped in sugar.
6. Prick the cookies about 4 times with a toothpick (they will look like a button).
5. Bake for 15 minutes. ENJOY!



CAMP AT HOME

CARD GAMES

BEGGAR YOUR NEIGHBOR 2 TO 4 PLAYERS



Start with a deck of cards. The cards are then all dealt evenly face-down in front of each player. Aces and face cards are known as court cards.


The first player takes a card from her stack and places it in the middle of the table. If it is an ordinary card (cards 2-10), the next player plays.

If it is a court card, the next player must pay an honor: four for an ace, three for a king, two for a queen, and one for a jack. The honor is paid by turning over that number of cards.

If all the payment cards are ordinary cards, the first player adds the entire stack of cards to the bottom of her pile. If a court card is turned over, the next player must pay the honor.

A player wins by ending up with all the cards, or by having the most cards when a time limit is reached. Have fun!







THE SCIENCE BEHIND THE EXPERIMENT:

POLARITY: Water molecules are polar which means they have a small positive charge at one end and a small negative charge at the other end. They are attracted to each other like a magnet and form strong bonds. Oil molecules are non-polar and are more attracted to each other than water molecules.

IMMISCIBILITY: Water and oil are unmixable because of their polarities.

DENSITY: Oil is less dense than water, so when everything settles, the oil sits on top and exerts pressure downwards onto the water. The Alka-Seltzer creates force and pushes the water up while the oil continues to push it down.

CHEMICAL REACTION: There is a reaction of sodium bicarbonate (baking soda) with citric acid (from the Alka-Seltzer) when mixed with water to form bubbles made of carbon dioxide gas and thus creating our snow storm.

CAMP AT HOME

Science

SNOW STORM IN A JAR



MATERIALS:

Baby oil
White paint
Water
Glitter -- blue and/or white
Alka-Seltzer tabs
Glass jar -- at least 16oz.
Towel or mat to protect your table

DIRECTIONS:

1. Fill your jar $\frac{3}{4}$ full with baby oil.
2. Stir together white paint and water in a small bowl until blended and the consistency of heavy cream. Pour into the jar leaving an inch of space at the top.
3. Add a few tablespoons of glitter. You can always add more later!
4. Let everything settle.
5. Break the Alka-Seltzer tab into 3 pieces, and slowly add one piece at a time. Each time the storm settles, add more Alka-Seltzer tabs!



CAMP AT
HOME

CRAFTS





DANISH HEARTS

THE PERFECT VALENTINE'S GIFT!

To get started, we recommend printing off a template. You can search for one easily online! The blog Bits of Ivory has a great printable template to use.



Pick out your paper of choice, we use red and white here! Fold the paper in half and lay the template on top. Trace and cut, but don't cut the dotted line; that should be where the fold is.



Now you should have two identical "half hearts" with two slits (three tabs). You can label them 1,2,3 and A,B,C to practice if you want!



Start with # 3: Thread 3 over C, through B and over A.

Now it's time for # 2: Thread 2 through C, over B and through A.



And finally, # 1: Thread 1 over C, through B and over A.

You should be able to open your heart and put something in it. Now just glue or tape your handle in place, fill with a cookie, and give it to a friend!



WE LOVE OUR NEW CAMPERS



**WE CAN'T WAIT
TO WELCOME
YOU FOR YOUR
1ST SUMMER!**

Welcome new campers! It is finally 2021 (the year of camp!) and we know that you are excited. There is nothing quite like your first summer at Greystone; you are going to love it!

This spring, you will be hearing from us often as we countdown the days until camp. We can't wait to see you soon!!





ADVICE —FROM OUR— CURRENT CAMPERS

Everyone at camp wants to be your friend so **TALK TO THEM OR SIMPLY SMILE AT THEM.** Camp friendships are the best friendships.

BE YOU! BE NICE! Eat the granola! Try everything!

Try something new! Maybe do a class that you've **NEVER DONE BEFORE.**

You will have the time of your life. **DON'T WORRY;** it is so fun!

Bring **A FEW COSTUME ITEMS** for Evening Programs.

BE YOURSELF! It is the best way to make your camp besties.

ALWAYS SMILE.

You may feel nervous at first but when you walk into your cabin, **YOU'LL MEET YOUR BEST FRIENDS.**

TRY ALL THE FOOD!

LIVE IN THE MOMENT; camp will fly by. Also bring pictures!

Don't be scared - it is so much fun, and **EVERYONE IS SO FRIENDLY.**

Be yourself. At camp **EVERYONE IS WEIRD, AND WEIRD IS COOL.**

INTRODUCE YOURSELF to as many people as possible!

Never be afraid to try something new, **EVEN IF YOU ARE GOING ALONE.**

Making friends is easy because everyone is so nice. P.S. **TRY THE ENCHILADAS.**

SAY HI TO EVERYONE YOU WALK PAST; it could be your new best friend!

Just remember that your counselor will be **YOUR SECOND MOM** and that camp is your second home.

Don't forget to **WRITE HOME OFTEN!**



WHICH FARM BARN ANIMAL ARE YOU?

In our last Sparks magazine, we told you about the amazing animals coming to the Farm Barn this summer. Answer the questions below to see which Farm Barn animal you are most like!

TAKE THE QUIZ:



1. MY FAVORITE FOOD AT CARNIVAL:

- a. Popcorn
- b. Cotton Candy
- c. Ice Cream Sandwich
- d. Sno-cone

3. MY FAVORITE SEASON:

- a. Spring
- b. Winter
- c. Summer
- d. Fall

2. THE CLASS I AM MOST LOOKING FORWARD TO:

- a. Menagerie
- b. High Ropes
- c. Drama
- d. Knitting

4. THE BEST TIME OF DAY AT CAMP IS:

- a. Reveille
- b. Soupie
- c. Rest Hour
- d. Shower Time





MOSTLY A'S: DWARF GOAT

Since you always have a hop and a pep in your step, it's no surprise that you look forward to Reveille. You love to spend quality time with other people during your classes (where you are able to get out some energy)!

MOSTLY B'S: HIGHLAND COW

It's hard to resist the cotton candy that's fluffy like you are. Heights are not a problem as you excel at climbing steep mountains to forage for food, which also makes you great at finding trash on the ground.

MOSTLY C'S: DONKEY

You don't need a microphone in Drama as your bray can cover up to 60 miles! While the rain is your least favorite, you enjoy cold ice cream sandwiches to keep cool during the hot summer months.

MOSTLY D'S: SHEEP

With all that wool, it's no surprise you love Knitting. Your 300 degree vision allows you to spot everything, so when you sweep, the floor is clean! You also love shower time to keep that wool clean!

JUST CAN'T
WAIT

MEET YOUR
2021



STAFF



ABBY IVESTER
AUBURN UNIVERSITY

ACTIVITIES: Landsports, Waterpark, and Greystone Groove

YEARS AS CAMPER: 8 years as a camper

YEARS ON STAFF: 1st year on staff

WHEN I HAVE AN HOUR OF FREE TIME I:

Watch 3 episodes of "Zack and Cody"

BEST CAMP TRADITION: The Linsey Woolsey story during Vespers

MY FAVORITE CHEESY JOKE: Me: "It smells like up dawg in here." Them: "What's up dawg?" Me: "Haha nothing much. How about you?"

THE MOST FAMOUS PERSON I'VE MET IS:

Honey Boo Boo

I WANTED TO WORK AT GREYSTONE BECAUSE:

It has been my dream since I was 12!

WANT TO MEET MORE STAFF? Make sure to check out our Staff Profiles on our Blog. Profiles will be posted in early March!



SARAH MARGARET FARR

UNIVERSITY OF GEORGIA



ACTIVITIES: Crafts and Backstage

YEARS ON STAFF: 1st year on staff

PERSONAL INTERESTS: Space, history, OKC Thunder, Pittsburgh Steelers, reading, RUF, having the world's cutest dogs, running, day hikes, finding the world's best cup of coffee, comedy shows

SOMETHING YOU WOULDN'T GUESS ABOUT ME: I've lived in Germany!!

MY GO TO PUMP UP SONG: The Christmas Trap version of Sleigh Bells by the Ronnettes

MY FAVORITE CHEESY JOKE: Why did the star go to school? To get brighter!

THE BEST THING ABOUT CAMP WILL BE: Getting to meet all of y'all!!

.....

JULIANA GEORGE

OHIO STATE UNIVERSITY



ACTIVITIES: Dog Camp

YEARS ON STAFF: 1st year on staff

SOMETHING YOU WOULDN'T GUESS ABOUT ME: I rowed competitively in high school.

THE EMOJI THAT DESCRIBES ME: The Smiley Face with stars for eyes

THE MOST FAMOUS PERSON I'VE MET: Mickey Mouse

ITEM I MUST BRING TO CAMP WITH ME: My hooded unicorn blanket

I WANT TO WORK AT GREYSTONE BECAUSE: I want to spend my summer serving and loving on others while sharing the love and light of God!

.....



LUCY DAVIS

UNIVERSITY OF VIRGINIA



ACTIVITIES: Sailing

YEARS AS CAMPER: 9 years as a camper

YEARS ON STAFF: 1st year on staff

THE CAMP FOOD I CAN'T WAIT TO EAT IS: BLTs and Sprinkle Cookies

MY GUILTY PLEASURE: High School Musical: the Musical (the series)

THE ONE THING THAT MAKES ANY DAY BETTER: Ice Cream

SOMETHING YOU WOULDN'T GUESS ABOUT ME: I'm terrified of squirrels.









NEED A GOOD
LAUGH?
SO DO WE. **CAMP**
COME QUICKLY!



SOLVE OUR SUMMER SURPRISE



Each of our Sparks magazines will have pieces of a puzzle. (Do you still have your pieces from October?) Once you have all of the pieces from all of the Sparks, you can assemble them to **LEARN ABOUT SOMETHING NEW** we are doing this summer. One more Sparks to go! Any guesses after adding in these pieces?



ANSWERS TO OUR "GUESS WHO" HEAD STAFF SNOW PICTURES: 1. Katie Miller Grant on the left; Jimboy Miller (looking down) on the right; 2. Ellen-Anne Skelton; 3. Elizabeth Vandenbark (standing on right); 4. Laura Hollowell's daughters Kathleen and Leland; 5. Jimboy Miller; 6. Ellen-Anne Skelton (with her sister, Mail Queen Nancy); 7. Alli Kilby's daughter Murphy; 8. Catherine Miller Elbaum; 9. Sarah Brown; 10. Jimboy Miller on the left, Katie Miller Grant on right.

Greystone

21 Camp Greystone Lane
Zirconia, NC 28790
www.campgreystone.com